| Revision | Change Summary | DATE |
|---|---|---|
| 0 | New Product Release | 2015/1/28 |
| 1 | To improve compatibility and prevent material shortage, additional resin is added to the grommet. | 2019/9/22 |

| No. | Product Name | Material |
|---|---|---|
| ① | 0.5 Pull-out Grommet (H1.2) | LCP UL94V-0 Natural Color |
| ② | 0.5 Pull-out Bottom Terminal (H1.2) | Surface Tin Plating |
| ③ | 0.5 Pull-out Back Cover (H1.2) | LCP UL94V-0 black color |
| ④ | 0.5 Pull-out Solder Tab (H1.2) | Surface Tin Plating |

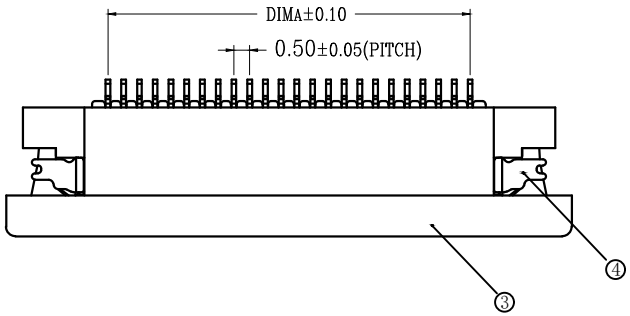


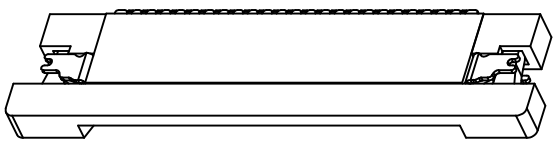

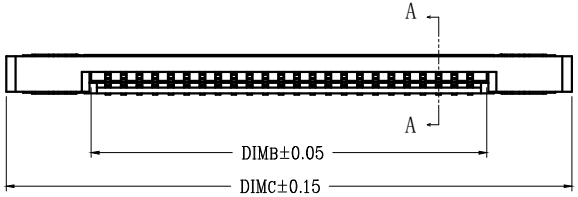


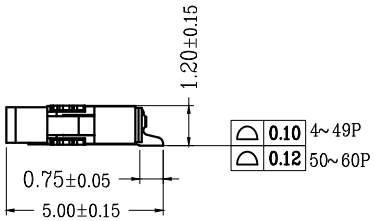


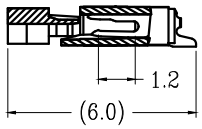


SECTION A-A

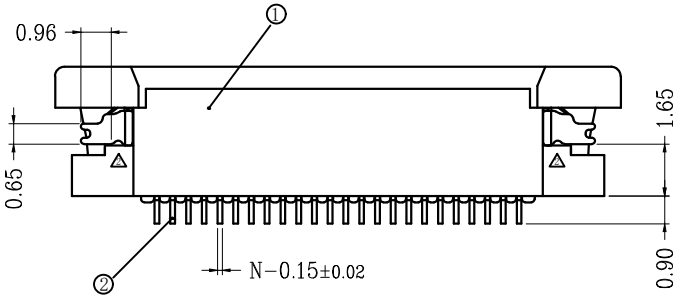


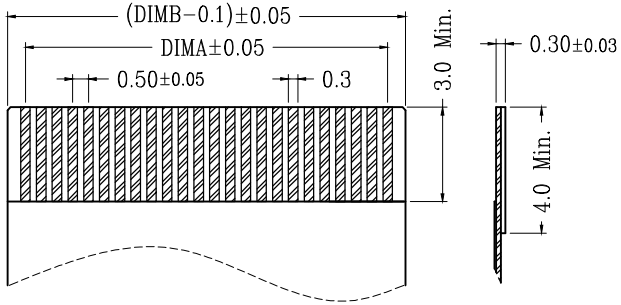


Applicable Flat Cable

| CKT | DIM A | DIM B | DIM C | CKT | DIM A | DIM B | DIM C |
|---|---|---|---|---|---|---|---|
| 4 | 1.50 | 2.56 | 7.96 | 33 | 16.00 | 17.06 | 22.46 |
| 5 | 2.00 | 3.06 | 8.46 | 34 | 16.50 | 17.56 | 22.96 |
| 6 | 2.50 | 3.56 | 8.96 | 35 | 17.00 | 18.06 | 23.46 |
| 7 | 3.00 | 4.06 | 9.46 | 36 | 17.50 | 18.56 | 23.96 |
| 8 | 3.50 | 4.56 | 9.96 | 37 | 18.00 | 19.06 | 24.46 |
| 9 | 4.00 | 5.06 | 10.46 | 38 | 18.50 | 19.56 | 24.96 |
| 10 | 4.50 | 5.56 | 10.96 | 39 | 19.00 | 20.06 | 25.46 |
| 11 | 5.00 | 6.06 | 11.46 | 40 | 19.50 | 20.56 | 25.96 |
| 12 | 5.50 | 6.56 | 11.96 | 41 | 20.00 | 21.06 | 26.46 |
| 13 | 6.00 | 7.06 | 12.46 | 42 | 20.50 | 21.56 | 26.96 |
| 14 | 6.50 | 7.56 | 12.96 | 43 | 21.00 | 22.06 | 27.46 |
| 15 | 7.00 | 8.06 | 13.46 | 44 | 21.50 | 22.56 | 27.96 |
| 16 | 7.50 | 8.56 | 13.96 | 45 | 22.00 | 23.06 | 28.46 |
| 17 | 8.00 | 9.06 | 14.46 | 46 | 22.50 | 23.56 | 28.96 |
| 18 | 8.50 | 9.56 | 14.96 | 47 | 23.00 | 24.06 | 29.46 |
| 19 | 9.00 | 10.06 | 15.46 | 48 | 23.50 | 24.56 | 29.96 |
| 20 | 9.50 | 10.56 | 15.96 | 49 | 24.00 | 25.06 | 30.46 |
| 21 | 10.00 | 11.06 | 16.46 | 50 | 24.50 | 25.56 | 30.96 |
| 22 | 10.50 | 11.56 | 16.96 | 51 | 25.00 | 26.06 | 31.46 |
| 23 | 11.00 | 12.06 | 17.46 | 52 | 25.50 | 26.56 | 31.96 |
| 24 | 11.50 | 12.56 | 17.96 | 53 | 26.00 | 27.06 | 32.46 |
| 25 | 12.00 | 13.06 | 18.46 | 54 | 26.50 | 27.56 | 32.96 |
| 26 | 12.50 | 13.56 | 18.96 | 55 | 27.00 | 28.06 | 33.46 |
| 27 | 13.00 | 14.06 | 19.46 | 56 | 27.50 | 28.56 | 33.96 |
| 28 | 13.50 | 14.56 | 19.96 | 57 | 28.00 | 29.06 | 34.46 |
| 29 | 14.00 | 15.06 | 20.46 | 58 | 28.50 | 29.56 | 34.96 |
| 30 | 14.50 | 15.56 | 20.96 | 59 | 29.00 | 30.06 | 35.46 |
| 31 | 15.00 | 16.06 | 21.46 | 60 | 29.50 | 30.56 | 35.96 |
| 32 | 15.50 | 16.56 | 21.96 | | | | |

## Technical Specifications：

1.The plastic surface should be smooth, free of burrs, and without obvious shrinkage, defects, or cracks.
2.Temperature range: -25°C to 85°C.
3.Rated voltage: 50V AC/DC (equivalent).
4.Contact resistance: ≤0.03Ω.
5.Insulation resistance: ≥500MΩ.
6.Plating method: Full matte tin on terminals.

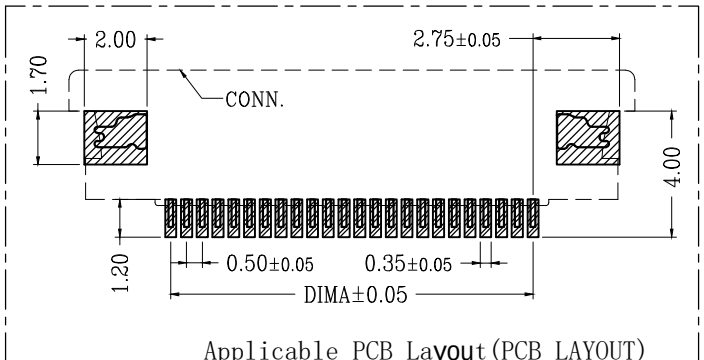


Applicable PCB Layout(PCB LAYOUT)

RoHS

General Tolerance (TOLERANCE)
X. ±.50 .XX ±.10
.X ±.20 .XXX ±.05
ANGLES ±1°

| | |
|---|---|
| Shenzhen Kinghelm Electronics Co., Ltd. | www.kinghelm.net |
| KH-CL0.5-H1.2-5OPIN-SMT | 0755-28190160 |
| (TITLE) 0.5 Pitch Pull-out Horizontal Bottom Connector (H=1.2) | (DR) Anlan |
| | (CHKD) Li Shaozong |
| (DWG.NO) KH-CL0.5-H1.2-**PIN-SMT | (APPD) Huang Zhiming |
| (SCALE) 1:1 / (UNITS) mm | (SHEET) 1 OF 1 / SIZE A4 / REV A |