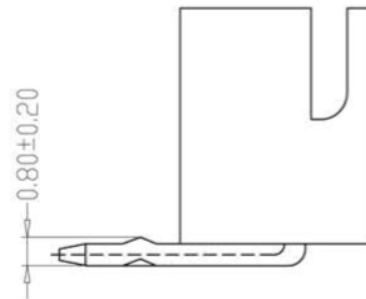
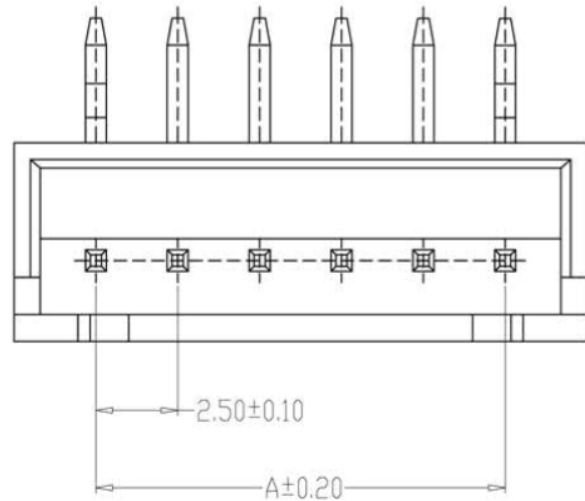
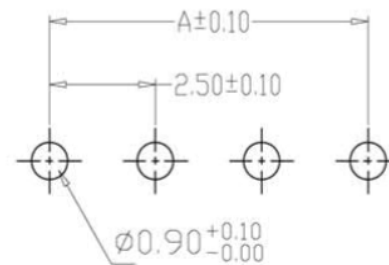


TYPE 1



TYPE 2



PCB LAYOUT

SPECIFICATIONS

1. Current Rating: 3A AC, DC
2. Voltage Rating: 250V AC, DC
3. Temperature Range: $-25^{\circ}\text{C} \sim +85^{\circ}\text{C}$
4. Contact Resistance: $20\text{m}\Omega$ Max
5. Insulation Resistance: $1000\text{M}\Omega$ Min
6. Withstanding Voltage: 1000V AC/minute
7. Material: Wafer Nylon66, UL94V-0
PIN Brass Tin-plated

No.	Unit: (mm)	
	A	B
A2501-02AW	2.50	7.50
A2501-03AW	5.00	10.00
A2501-04AW	7.50	12.50
A2501-05AW	10.00	15.00
A2501-06AW	12.50	17.50
A2501-07AW	15.00	20.00
A2501-08AW	17.50	22.50
A2501-09AW	20.00	25.00
A2501-10AW	22.50	27.50
A2501-11AW	25.00	30.00
A2501-12AW	27.50	32.50
A2501-20AW	47.50	52.50

DRAWN	DESCRIPTION	DATE	GENERAL TOLERANCE		DRAWN	He Junju 2013. 07. 01	PART NO.	A2501-AW		REV.	A
			X.±0.25	X.*2'				TITLE	WAFAER DIP TYPE		
			.X±0.20	.X*1'	CHECKE D	Lai Jiren 2013. 07. 03	CUTM. NO.	KH-XH-4A-W			
			.XX±0.15	.XX*±0.5'	APPROVED	Zhang Songqiang 2013. 07. 05	SHENZHEN KINGHELM ELECTRONIC CO., LTD.				
			.XXX±0.10	.XXX*±0.5'	UNITS	MM	SCALE	1:1		WWW.BDS666.COM	0755-83044319