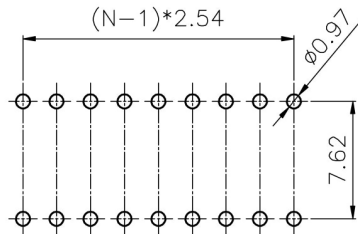
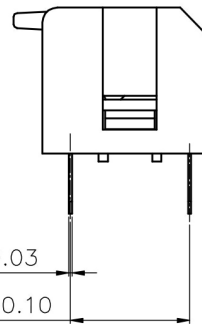
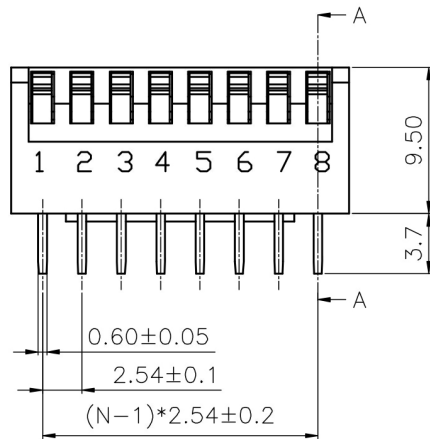
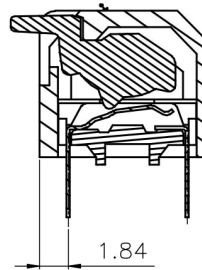
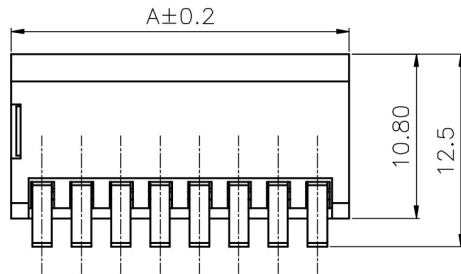


Kinghelm®



RECOMMEND PCB LAYOUT(TOLERANCE=±0.05)

NO.	Reasons	Charting	Checked	Approved

● **Electrical Characteristics**

When tested under the voltage of 24VDC and current of 25mA, it can be and plugged for 2000 times. Rated Current Not Often Switched by Circuit Changer: 100mA, Withstand Voltage 50VDC. Rated Current Often Switched by Circuit Changer: 25mA, Withstand Voltage 24VDC

Contact Resistance: Initial Value of 50mΩ Max

Insulation Impedance: 100m Ω, 500VDC Min

Dielectric Strength: 500VAC/1 minute

Interelectrode Capacitance: 5PF Max

Circuit: Single Contact With Single Selection

● **Mechanical Properties**

Operating force: 0.2kgf Max

Stroke of Push Button: 2.00mm

Operating Temperature: -20°C~+70°C

Storage Temperature: -40°C~+85°C

● **Material:**

Base: UL94V-0, PBT, Black

Cover: UL94V-0, PBT, Red, Black, Blue

Push Button: UL94V-0, PBT, White

Terminal: Phosphor Bronze

Dimension

Position	DIM.A(mm)
2	6.64
3	9.18
4	11.72
5	14.2
6	16.8
7	19.34
8	21.88
9	24.42
10	26.96
12	32.04

Dimensional Tolerance:		Angle Tolerance:		Projection	Designation	Switch	
X	±0.60	X	±6°	Unit	mm	Spacing 2.54MM	
.X	±0.38	.X	±3°	Paper size	A4	Product series	KF1002 Series
.XX	±0.25	.XX	±2°	SHENZHEN KINGHELM ELECTRONIC CO., LTD.		WWW.BDS666.COM	
Drawing type	CUSTOMER			KH-1002-CB2. 54-8P		0755-83044319	
Scale	1:1	Drawing sheet	1\1				
Drawing Number							