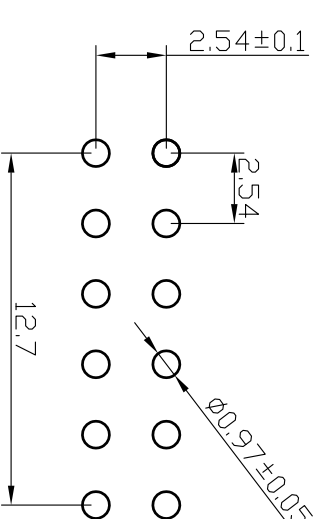
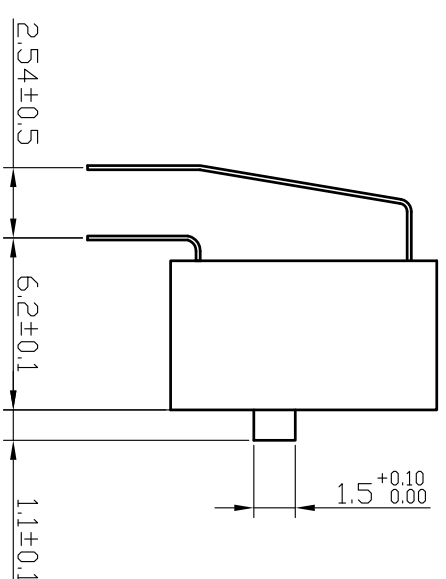
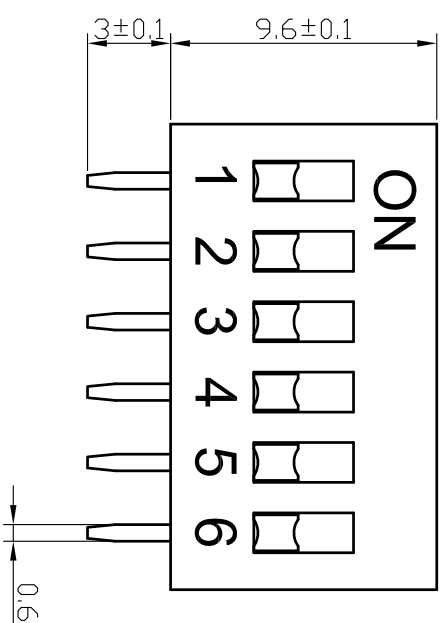


Flat Push Button (R)

Circuit Diagram



Uneven Push Button (E)

PCB Opening

Switching Characteristics :

1. Switching Capacity: 25mA at 24VDC
2. Insulation Resistance: 100M at 250VDC
3. Contact Resistance: 50 Ω Max
4. Insulation Strength: 500VAC/1min
5. Operating force: 1000gf Max
6. Electrical Life: 2000 Times
7. Applicable Temperature: -20°C to 70°C (Ice-free)
8. Soldering Requirements:

Material :

- Cover: PBT Plastic (Red or Blue)
- Base: PBT Plastic (Black)
- Operating Joystick: POM plastic (White)
- Potting: Epoxy Resin
- Terminal: Tin-plated Phosphor Bronze, Contact-plated 3 μ "(or All-gold plating 1μ ")
- Sealing Tape: Polyimide Kapton

- Manual welding: 320 for no more than 2 seconds. (Soldering Iron at 30 Watts Max.)
- Wave Soldering: 260 °C for no more than 5 seconds, and the switch is disconnected during soldering and cleaning.
- The switch is disconnected when leaving the factory.

Model Description:

DA	E	-06	R	-GA	T	/XXX
Code of Terminal Bending	E Uneven Pushing	6	R Red B Blue N Black	GA All-gold GT Tin-gold	Optional Film Sticking	Additional Information

				SHENZHEN KINGHELM ELECTRONIC CO., LTD.				
				WWW.BDS666.COM				
				Model: KH-BM2.54-6P-W				
Mark	Number of Revised	Section	Revised Document Number	Signature	YY/MM/DD	0755-83044319	Stage Mark	
Designed			Standardization				Weight	
Checked							Scale	
Craft			Approval				1 4: 1	
							Page in Total sheets in total	DA□-06□