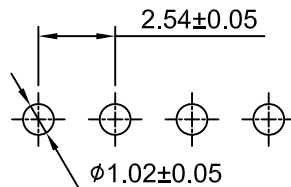
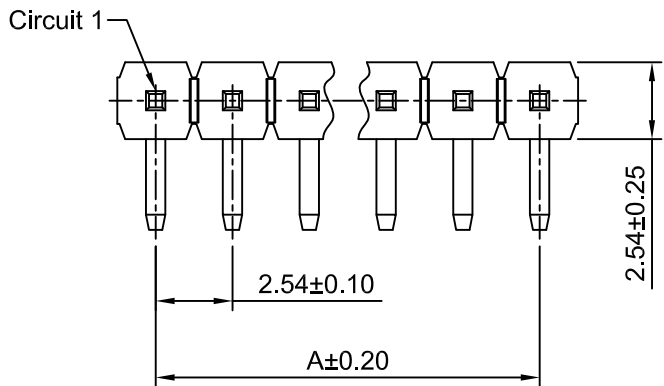
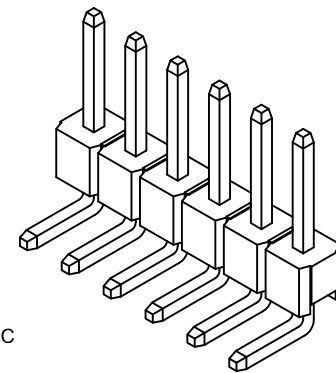




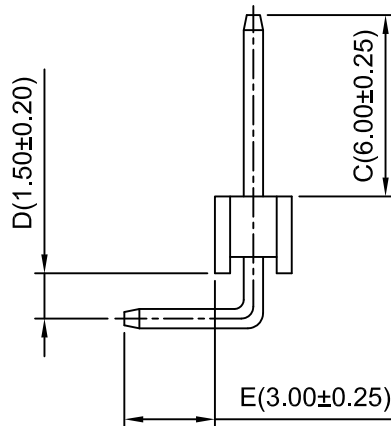
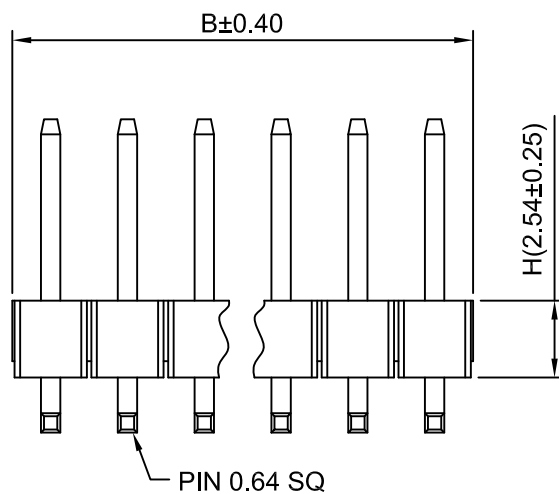
Ordering Information:

A2541WR-XP - *** - *** - *
 1 2 3 4

- 1.Part No.
- 2.Size(H):
 (blank): 2.54mm
 H15: 1.50mm
 H17: 1.70mm
 H20: 2.00mm
 H30: 3.00mm
- 3.Material:
 (blank): PBT,UL94V-0
 6T: Nylon 6T,UL94V-0
 GWT: Nylon 6T,UL94V-0,GWT 750°C
- 4.Finish:
 (blank): Gold over Nickel
 T: Tin over Nickel



P.C.B LAYOUT



SPECIFICATIONS:

Current Rating: 3A AC,DC
 Voltage Rating: 250V AC,DC
 Temperature Range: -40°C ~ +105°C
 Contact Resistance: 20mΩ Max
 Insulation Resistance: 1000MΩ Min
 Withstanding Voltage: 1500V AC/minute
 Pin Material: Brass/Gold over Nickel
 Material: PBT ,UL94V-0(Black)

Ordering Information & Dimensions

| Circuits | Dim(mm) | | Circuits | Dim(mm) | | Circuits | Dim(mm) | |
|----------|---------|-------|----------|---------|-------|----------|---------|--------|
| | A | B | | A | B | | A | B |
| 2P | 2.54 | 5.08 | 15P | 35.56 | 38.10 | 28P | 68.58 | 71.12 |
| 3P | 5.08 | 7.62 | 16P | 38.10 | 40.64 | 29P | 71.12 | 73.66 |
| 4P | 7.62 | 10.16 | 17P | 40.64 | 43.18 | 30P | 73.66 | 76.20 |
| 5P | 10.16 | 12.70 | 18P | 43.18 | 45.72 | 31P | 76.20 | 78.74 |
| 6P | 12.70 | 15.24 | 19P | 45.72 | 48.26 | 32P | 78.74 | 81.28 |
| 7P | 15.24 | 17.78 | 20P | 48.26 | 50.80 | 33P | 81.28 | 83.82 |
| 8P | 17.78 | 20.32 | 21P | 50.80 | 53.34 | 34P | 83.82 | 86.36 |
| 9P | 20.32 | 22.86 | 22P | 53.34 | 55.88 | 35P | 86.36 | 88.90 |
| 10P | 22.86 | 25.40 | 23P | 55.88 | 58.42 | 36P | 88.90 | 91.44 |
| 11P | 25.40 | 27.94 | 24P | 58.42 | 60.96 | 37P | 91.44 | 93.98 |
| 12P | 27.94 | 30.48 | 25P | 60.96 | 63.50 | 38P | 93.98 | 96.52 |
| 13P | 30.48 | 33.02 | 26P | 63.50 | 66.04 | 39P | 96.52 | 99.06 |
| 14P | 33.02 | 35.56 | 27P | 66.04 | 68.58 | 40P | 99.06 | 101.60 |

| | | | | |
|--|----------------------|------------------------|---------------------------|--|
| SHENZHEN KINGHELM ELECTRONIC CO., LTD. | | | WWW.BDS666.COM | |
| KH-A2541WR-6P | | | 0755-83044319 | |
| Unit | Scale | Sheet | Title : 2.54mm Pitch | |
| mm | 4:1 | 1 of 1 | | |
| Draw By: Diankui Wan | | Approved : Jack Yin | | |
| General Tolerance | | | 90° Single Row Pin Header | |
| A2 | CHANGE THE TOLERANCE | 2019.09.06 | | |
| A1 | updated version | 2018.03.30 | DRAW NO : A2541WR-XP | |
| A0 | NEW RELEASE | 2005.07.01 | | |
| REV | DESCRIPTION | DATE | REV A2 | |

| | | | |
|-----|----------------------|------------|-----------------|
| A2 | CHANGE THE TOLERANCE | 2019.09.06 | PROJECT |
| A1 | updated version | 2018.03.30 | |
| A0 | NEW RELEASE | 2005.07.01 | DRAWING SYMBOLS |
| REV | DESCRIPTION | DATE | |