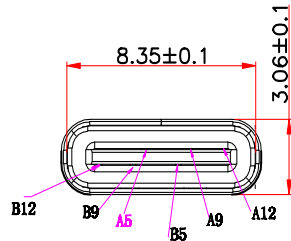
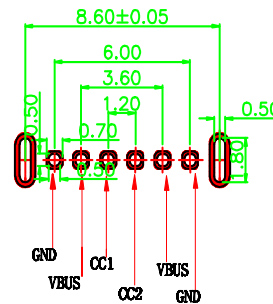
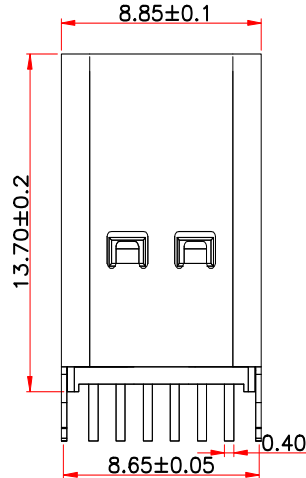
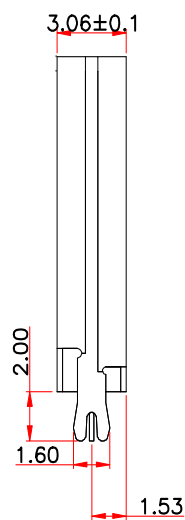


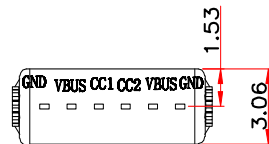
Kinghelm®



B12	GND
B9	VBUS
B5	CC2
A5	CC1
A9	VBUS
A12	GND
PIN	SIGNAL NAME



RECOMMENDED P.C.B. LAYOUT
TOLERANCE UNSPECIFIED ±0.05mm



REV.	MODIFICATION	REV. NO.	NAME	DATE
A0			Yan Zhuanzhuan	2017-02-24

Notes:

1.Material:

Molding: LCP UL94 V-0

Contacts: Copper alloy

Minimum contact area plated with 0.5μ" gold

Minimum lead-free tin plating in the solder area

Housing: SUS304-H/CU, T = 0.25 ± 0.03mm, 50μ" nickel plating

2.Mechanical Properties:

Insertion Force: 5~20N

Extraction Force: 8~20N after testing

Durability: 5000 cycles

3.Electrical Properties:

Current Rating:

VBUS: 3A Ground Pin: 1.25A Other Pins: 0.25A

Voltage Rating: 20V Max.

Dielectric Strength: 100V AC R.M.S.

Contact Resistance: 40mΩ Max.

Insulation Resistance: 100MΩ Min.

4.Environmental Conditions:

Operating Temperature Range: -25°C to +85°C

Table:

Finished Part No.	Part Name	Part Number	Material / Plating
TX	Terminal	H65	304 SUS H NO PLATING
	Molding Semi-Finished		
	Plastic Material	LCP	304 SUS H Sn 80~200u"
	Housing	SUS201/SUS304	304 SUS H Plating with Carrier Strip

Shenzhen Kinghelm Electronics Co., Ltd.

www.kinghelm.net

KH-TYPE-C-L13.7-6P

0755-83044319

.X: ±0.35	.X': ±1.5'	INTENDED USE: CONNECTOR	TITLE: USB Type-C 6-Pin Direct Insert 13.6	
.XX: ±0.25	.XX': ±1.0'		PART NO.:	
.XXX: ±0.20	.XXX': ±0.5'	APPD.:	DRG. NO.:	
MAT'L.:	SEE NOTES	CHD.:	SCALE: 1:1	PAGE: 1/1
FINISH:		DL.:	UNIT: mm	REV.: A0